

Boundary Process

Board of Education #4

Presented on **December 17, 2018**



Discussion Points

Board Analysis Request

- Elementary Concept 1
- Committee Recommendation Concept
- Board Consideration Concept 1
- Board Consideration Concept 1 12/10/18

Presentation Goals

1. Provide information that will help guide the Board of Education on the approval of the elementary attendance areas for the 2019/20 school year
 - Past Concept Information 11/26/18 Board Meeting and 11/29/18 Board Workshop
 - Updated Concept from the 12/10/18 Board Meeting
2. Provide a transparent dialogue between RSP, Administration, BOE, and Committee so the public will better understand the timing for proposed changes and reasons why adjustments to current boundary lines will need to occur in the future

ES Concept 1 19/20

Concept 1

- Does not utilize Vince Meyer as an overflow for 5th grade
- Over capacity at Brookview, Maple Grove, and Waukee
- Portions of Grant Ragan are moved to Radiant
 - Northern Portion
- Portions of Grant Ragan are moved Walnut Hills
 - Verona Hills Area
- Portions of existing Waukee are moved to Grant Ragan
 - Willowbrook
 - Windfield
- Portions of Woodland Hills are moved to Maple Grove
 - Growth west of Grand Prairie Pkwy
 - Silver Oak Condos

Waukee Community School District: Elementary Concept 1

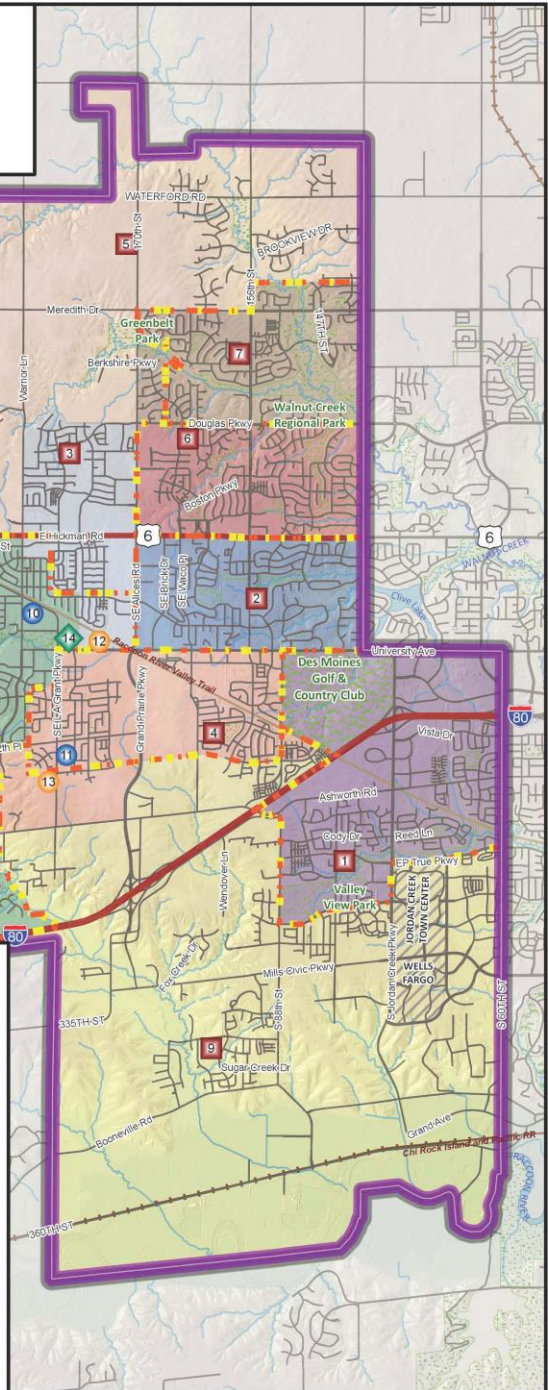
School	Capacity	Current	2019/20	2020/21	2021/22	2022/23	2023/24
1. Brookview Elementary	725	664	686	697	707	721	725
2. Eason Elementary	675	653	652	629	621	614	610
3. Grant Ragan Elementary	750	811	585	635	663	662	658
4. Maple Grove Elementary	750	674	752	785	801	824	843
5. Radiant Elementary	750	0	342	419	492	581	686
6. Shuler Elementary	750	703	715	723	737	725	744
7. Walnut Hills Elementary	750	657	737	726	717	721	704
8. Waukee Elementary	750	759	713	746	762	791	808
9. Woodland Hills Elementary	750	585	581	612	656	688	746
Total (K-5)	6,650	5,506	5,762	5,972	6,156	6,327	6,526

Source: RSP & Associates 2018/19 Projection Model and Waukee Community School District

Legend:

- District Boundary
- Apple's Iowa Data Center
- Park
- Golf Course
- Other
- Elementary School
- Middle School
- Grade Center
- High School
- Current ES Boundary
- Over School Capacity

Map Data provided by Waukee Community School District, Polk County, IA, Dallas County, IA, USGS, DNR and ESRI.
Map created December 2018.



Concept 1 Results

Waukee Community School District: Elementary Concept 1

School	Capacity	Current	2019/20	2020/21	2021/22	2022/23	2023/24
1. Brookview Elementary	725	664	686	697	707	721	725
2. Eason Elementary	675	653	652	629	621	614	610
3. Grant Ragan Elementary	750	811	585	635	663	662	658
4. Maple Grove Elementary	750	674	752	785	801	824	843
5. Radiant Elementary	750	0	342	419	492	581	686
6. Shuler Elementary	750	703	715	723	737	725	744
7. Walnut Hills Elementary	750	657	737	726	717	721	704
8. Waukee Elementary	750	759	713	746	762	791	808
9. Woodland Hills Elementary	750	585	581	612	656	688	746
Total (K-5)	6,650	5,506	5,762	5,972	6,156	6,327	6,526

Source: RSP & Associates 2018/19 Projection Model and Waukee Community School District

 Over School Capacity

Notes:

- Current Radiant ES boundary allows for future growth in the area
- Walnut Hills ES boundary was shifted to accommodate for opening of Radiant ES
 - To Walnut Hills: Verona Hills, Chayse Landing (In 2015 the committee recommended to attend Walnut Hills)
- Do not utilize Vince Meyer
 - Grant Ragan ES boundary was shifted to relieve capacity at Waukee ES
 - Willow Brook and Windfield (Triangle area)
- Maple Grove ES boundary was shifted to relieve capacity at Woodland Hills ES
 - Timberline Ranch Estates, Kettlestone Ridge, Synder Corner, Silver Oak

Concept 1

ELL and FRL

Board Meeting
Information 12/10/18

Waukeew Community School District: Elementary Concept 1

School	FRL	ELL	FRL %	ELL%
1. Brookview Elementary	112	100	16.87%	15.06%
2. Eason Elementary	141	41	21.59%	6.28%
3. Grant Ragan Elementary	120	56	23.03%	10.75%
4. Maple Grove Elementary	114	59	15.75%	8.15%
5. Radiant Elementary	5	7	1.79%	2.51%
6. Shuler Elementary	25	23	3.56%	3.27%
7. Walnut Hills Elementary	39	18	5.28%	2.44%
8. Waukeew Elementary	97	24	14.10%	3.49%
9. Woodland Hills Elementary	158	64	29.53%	11.96%
Total (K-5)	811	392	14.73%	7.12%

Source: Waukeew Community Schools 18/19 Student Data

Table Meaning:

- Each table illustrates the number of 18/19 Reside students in the Elementary Concepts
- The Free and Reduced Lunch (FRL) and English Language Learner (ELL) students are associated to their Reside attendance area
- This information can be used to determine which building will house various programs

Concept 1 SIBC

Board Workshop
Information 11/29/18

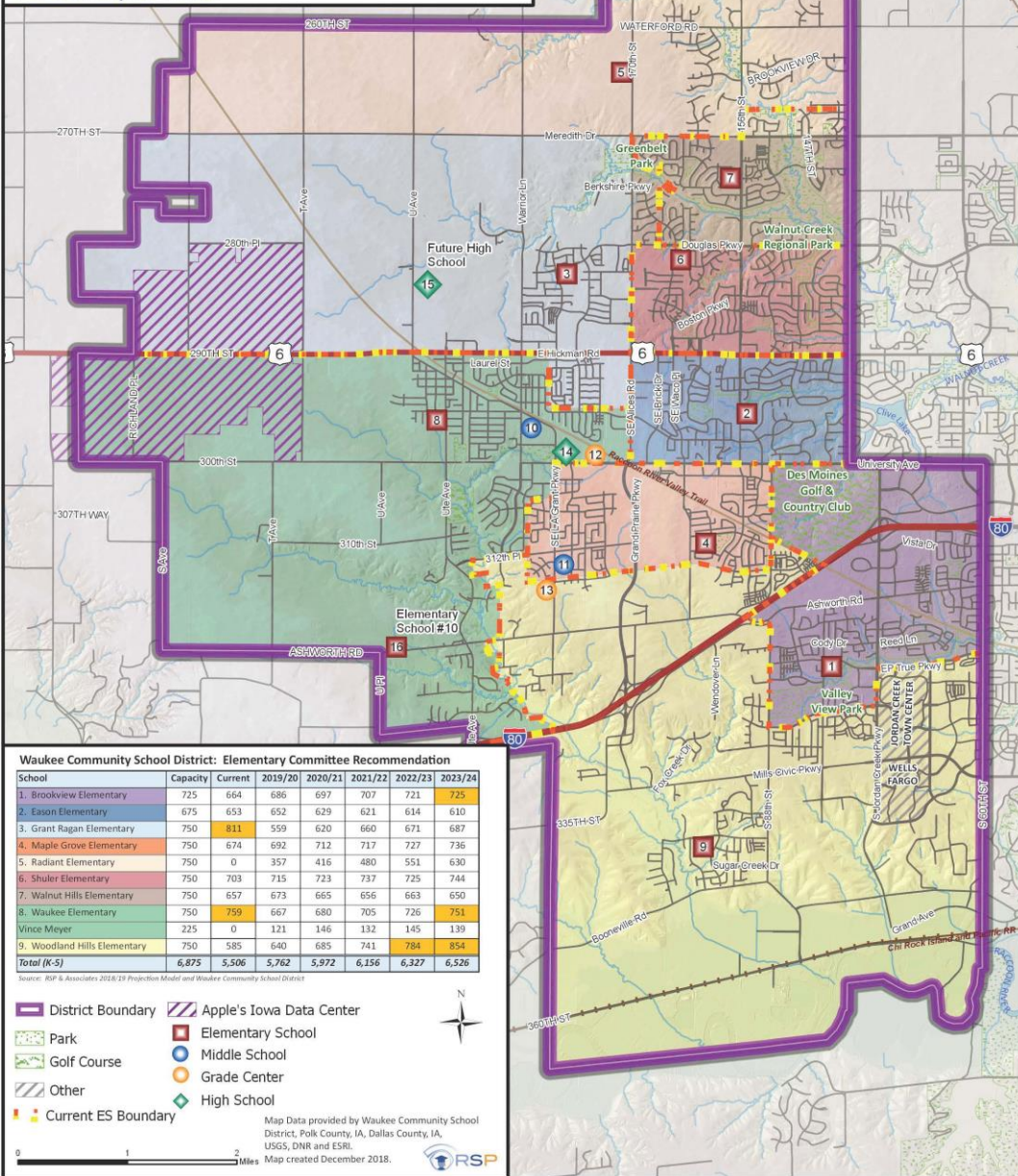
Concept 1

Current Reside School	Transfer Into:									SIBC	SIBC%
	Brookview	Eason	Grant Ragan	Maple Grove	Radiant	Shuler	Walnut Hills	Waukee	Woodland Hills		
Brookview										0	0.00%
Eason										0	0.00%
Grant Ragan					232		62			294	42.73%
Maple Grove										0	0.00%
Shuler										0	0.00%
Walnut Hills										0	0.00%
Waukee			63							63	10.00%
Woodland Hills				41						41	8.30%
Grand Total	0	0	63	41	232	0	62	0	0	398	8.60%

Note: Students Impacted by Boundary Change is based on Student 18/19 K-4 student data

How the Student Impact By Boundary Change is Calculated

- Use the 2018/19 student data
- Compare the student **Reside** of the current attendance area to the proposed attendance area
- Since it is for the following school year only examine the current Kdg to 4th grade
- Verona Hills Area at Grant Ragan in Concept 1
- Walnut Trace Area at Walnut Hills in Concept 1
- Concept 1 does not utilize Vince Meyer



Committee Recommendation

- ❑ Does utilize Vince Meyer as an overflow for 5th grade
 - Waukee 4th grade will be impacted by going to a different facility
- ❑ Over capacity at Brookview and Waukee not until 23/24
- ❑ Portions of Grant Ragan are moved to Radiant
 - North of Meredith
- ❑ Portions of Grant Ragan are moved Walnut Hills
 - Verona Hills Area

Committee Recommendation Results

Board Meeting
Information 11/26/18

Waukee Community School District: Committee Recommendation

School	Capacity	Current	2019/20	2020/21	2021/22	2022/23	2023/24
1. Brookview Elementary	725	664	686	697	707	721	725
2. Eason Elementary	675	653	652	629	621	614	610
3. Grant Ragan Elementary	750	811	559	620	660	671	687
4. Maple Grove Elementary	750	674	692	712	717	727	736
5. Radiant Elementary	750	0	357	416	480	551	630
6. Shuler Elementary	750	703	715	723	737	725	744
7. Walnut Hills Elementary	750	657	673	665	656	663	650
8. Waukee Elementary	750	759	667	680	705	726	751
Vince Meyer	225	0	121	146	132	145	139
9. Woodland Hills Elementary	750	585	640	685	741	784	854
Total (K-5)	6,875	5,506	5,762	5,972	6,156	6,327	6,526

Source: RSP & Associates 2018/19 Projection Model and Waukee Community School District



Over School Capacity

Notes:

- Current are 18/19 “reside” students
- Radiant ES boundary allows for future growth in the area
- Walnut Hills ES boundary was shifted to accommodate for opening of Radiant ES
 - To Walnut Hills: Verona Hills, Chayse Landing (In 2015 the committee recommended to attend Walnut Hills)
 - To Radiant: Meredith Heights, Walnut Trace, Calvert Meadows (In 2015 the committee recommended to attend Grant Ragan)
- Utilizes Vince Meyer for Waukee ES 5th grade until ES #10 comes online in 22/23
- Woodland Hills ES capacity concerns will be addressed when ES #10 comes online in 22/23

Committee Recommendation ELL and FRL

Board Meeting
Information 12/10/18

Waukeew Community School District: Committee Recommendation

School	FRL	ELL	FRL %	ELL%
1. Brookview Elementary	112	100	16.87%	15.06%
2. Eason Elementary	141	41	21.59%	6.28%
3. Grant Ragan Elementary	89	38	18.13%	7.74%
4. Maple Grove Elementary	89	48	13.20%	7.12%
5. Radiant Elementary	6	9	1.99%	2.98%
6. Shuler Elementary	25	23	3.56%	3.27%
7. Walnut Hills Elementary	38	16	5.63%	2.37%
8. Waukeew Elementary	103	37	20.32%	5.87%
Vince Meyer	25	5	19.38%	3.88%
9. Woodland Hills Elementary	183	75	31.28%	12.82%
Total (K-5)	811	392	14.73%	7.12%

Source: Waukeew Community Schools 18/19 Student Data

Table Meaning:

- Each table illustrates the number of 18/19 Reside students in the Elementary Concepts
- The Free and Reduced Lunch (FRL) and English Language Learner (ELL) students are associated to their Reside attendance area
- This information can be used to determine which building will house various programs

Committee Recommendation SIBC

Board Workshop
Information 11/29/18

Committee Recommendation

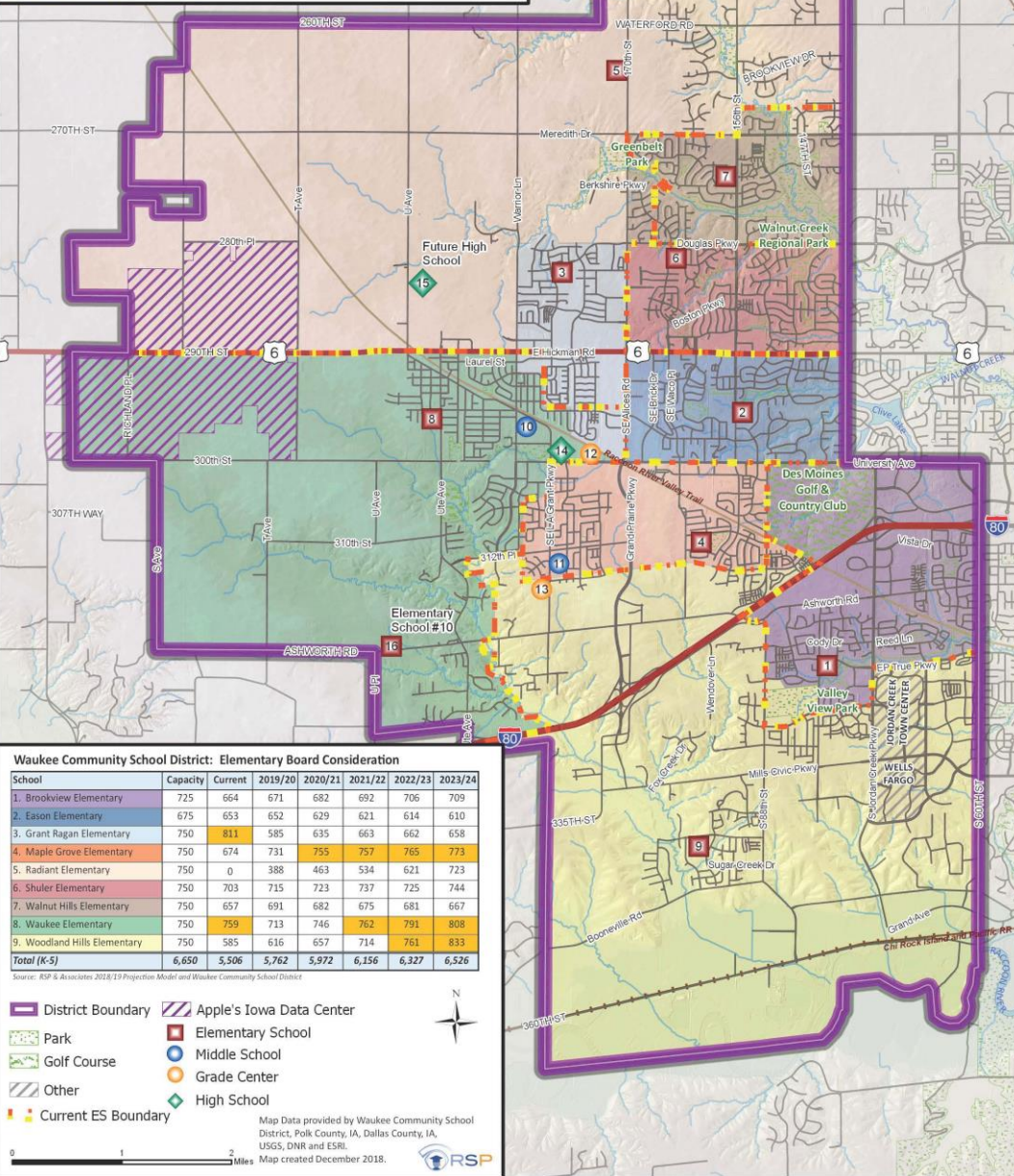
Current Reside School	Transfer Into:									SIBC	SIBC%
	Brookview	Eason	Grant Ragan	Maple Grove	Radiant	Shuler	Walnut Hills	Waukee	Woodland Hills		
Brookview										0	0.00%
Eason										0	0.00%
Grant Ragan					199		62			261	37.94%
Maple Grove										0	0.00%
Shuler										0	0.00%
Walnut Hills					54					54	9.76%
Waukee								118		118	18.73%
Woodland Hills										0	0.00%
Grand Total	0	0	0	0	253	0	62	118	0	433	9.36%

Note: Students Impacted by Boundary Change is based on Student 18/19 K-4 student data

How the Student Impact By Boundary Change is Calculated

- Use the 2018/19 student data
- Compare the student **Reside** of the current attendance area to the proposed attendance area
- Since it is for the following school year only examine the current Kdg to 4th grade
- Committee Recommendation utilizes Vince Meyer for Waukee 4th grade
 - Waukee 4th grade would be attending Vince Meyer as 5th graders so with the facility change those students are impacted
- Verona Hills Area at Grant Ragan in Committee Recommendation
- Walnut Trace Area attend Radiant in Committee Recommendation

Board Consideration Concept 1



- Does not utilize Vince Meyer as an overflow for 5th grade
- Over capacity at Maple Grove, Waukee, and Woodland Hills
- Portions of Brookview moved to Woodland Hills
 - Springs at Jordan Creek
 - Mansions at Jordan Creek
- Portions of Grant Ragan are moved to Radiant
 - Northern Portion
 - Walnut Trace (East of Creek)
- Portions of Grant Ragan are moved Walnut Hills
 - Verona Hills Area
- Portions of existing Waukee are moved to Grant Ragan
 - Willowbrook
 - Windfield
- Portions of Woodland Hills are moved to Maple Grove
 - Silver Oak Condos

Board Consideration Concept 1

Data Results

Board Meeting
Information 12/10/18

Waukee Community School District: Elementary Board Consideration Concept 1

School	Capacity	Current	2019/20	2020/21	2021/22	2022/23	2023/24
1. Brookview Elementary	725	664	671	682	692	706	709
2. Eason Elementary	675	653	652	629	621	614	610
3. Grant Ragan Elementary	750	811	585	635	663	662	658
4. Maple Grove Elementary	750	674	731	755	757	765	773
5. Radiant Elementary	750	0	388	463	534	621	723
6. Shuler Elementary	750	703	715	723	737	725	744
7. Walnut Hills Elementary	750	657	691	682	675	681	667
8. Waukee Elementary	750	759	713	746	762	791	808
9. Woodland Hills Elementary	750	585	616	657	714	761	833
Total (K-5)	6,650	5,506	5,762	5,972	6,156	6,327	6,526

At the Board workshop on 11/29/18, Board members asked for additional changes that started from ES Concept 1

Source: RSP & Associates 2018/19 Projection Model and Waukee Community School District

Notes:

 Over School Capacity

- Brookview ES has additional capacity challenges with the number of sections in the school so some areas were moved to Woodland Hills:
 - Springs at Jordan Creek
 - Mansions at Jordan Creek
- Areas in existing Walnut Grove west of Grand Prairie Pkwy in Concept 1 were attending Maple Grove, in this option they were moved back to Woodland Hills
- This Concept would mean when ES #10 comes online it would alleviate the crowding in Maple Grove, Waukee, and Woodland Hills

Board Consideration Concept 1

ELL and FRL

Board Meeting
Information 12/10/18

Waukee Community School District: Board Consideration

School	FRL	ELL	FRL %	ELL%
1. Brookview Elementary	106	98	16.33%	15.10%
2. Eason Elementary	141	41	21.59%	6.28%
3. Grant Ragan Elementary	120	56	23.03%	10.75%
4. Maple Grove Elementary	111	59	15.52%	8.25%
5. Radiant Elementary	5	9	1.54%	2.77%
6. Shuler Elementary	25	23	3.56%	3.27%
7. Walnut Hills Elementary	39	16	5.63%	2.31%
8. Waukee Elementary	97	24	14.10%	3.49%
9. Woodland Hills Elementary	167	66	29.87%	11.81%
Total (K-5)	811	392	14.73%	7.12%

Source: Waukee Community Schools 18/19 Student Data

Table Meaning:

- Each table illustrates the number of 18/19 Reside students in the Elementary Concepts
- The Free and Reduced Lunch (FRL) and English Language Learner (ELL) students are associated to their Reside attendance area
- This information can be used to determine which building will house various programs

Board Consideration Concept 1 SIBC

Board Meeting
Information 12/10/18

Board Consideration Concept 1 SIBC

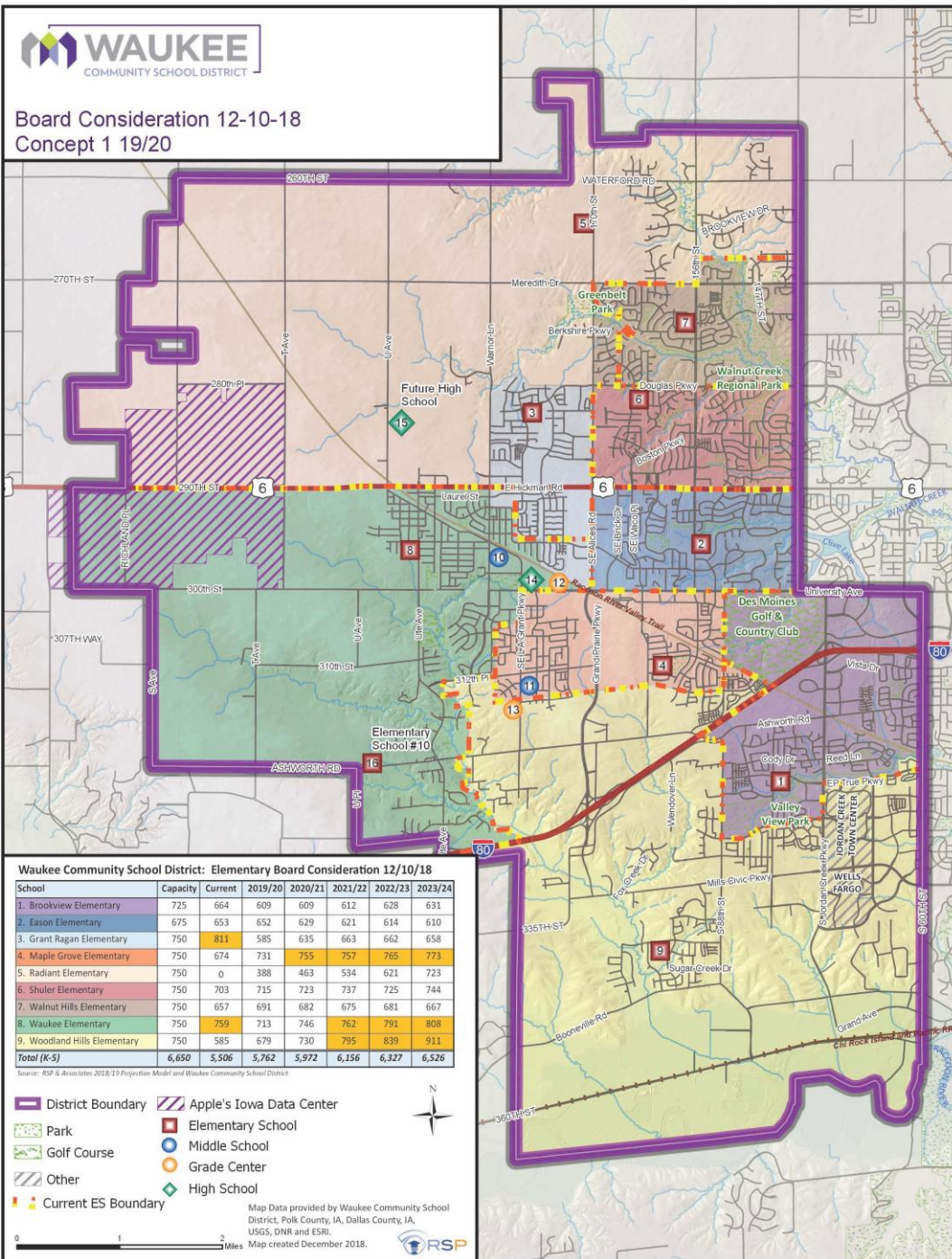
Current Reside School	Transfer Into:									SIBC	SIBC%
	Brookview	Eason	Grant Ragan	Maple Grove	Radiant	Shuler	Walnut Hills	Waukee	Woodland Hills		
Brookview									12	12	2.13%
Eason										0	0.00%
Grant Ragan					232		62			294	42.73%
Maple Grove										0	0.00%
Shuler										0	0.00%
Walnut Hills						39				39	7.05%
Waukee			63							63	10.00%
Woodland Hills				33						33	6.68%
Grand Total	0	0	63	33	271	0	62	0	12	441	9.53%

Note: Students Impacted by Boundary Change is based on Student 18/19 K-4 student data

How the Student Impact By Boundary Change is Calculated

- Use the 2018/19 student data
- Compare the student **Reside** of the current attendance area to the proposed attendance area
- Since it is for the following school year only examine the current Kdg to 4th grade
- Board Consideration Concept 1 does not utilize Vince Meyer
- Verona Hills Area at Grant Ragan in Board Consideration Concept 1
- Walnut Trace Area East of the Creek in Board Consideration Concept 1
- Mansions at Jordan Creek and Springs at Jordan Creek at Woodland Hills in Board Consideration Concept 1
- Areas of Woodland Hills west of Grand Prairie Pkwy remain at Woodland Hills in Board Consideration Concept 1
- This concept impacts more students then the Committee Recommendation

- Does not utilize Vince Meyer as an overflow for 5th grade
- Over capacity at Maple Grove, Waukee, and Woodland Hills
- Portions of Brookview moved to Woodland Hills
 - Polo Club Apartments
- Portions of Grant Ragan are moved to Radiant
 - Northern Portion
 - Walnut Trace (East of Creek)
- Portions of Grant Ragan are moved Walnut Hills
 - Verona Hills Area
 - Walnut Trace (West of Creek)
- Portions of existing Waukee are moved to Grant Ragan
 - Willowbrook
 - Windfield
- Portions of Woodland Hills are moved to Maple Grove
 - Silver Oak Condos



Board Consideration Concept 1 – 12/10/18 Results

Board Meeting
Request 12/10/18

Waukee Community School District: ES Board Consideration Concept 1 12/10/18

School	Capacity	Current	2019/20	2020/21	2021/22	2022/23	2023/24
1. Brookview Elementary	725	664	609	609	612	628	631
2. Eason Elementary	675	653	652	629	621	614	610
3. Grant Ragan Elementary	750	811	585	635	663	662	658
4. Maple Grove Elementary	750	674	731	755	757	765	773
5. Radiant Elementary	750	0	388	463	534	621	723
6. Shuler Elementary	750	703	715	723	737	725	744
7. Walnut Hills Elementary	750	657	691	682	675	681	667
8. Waukee Elementary	750	759	713	746	762	791	808
9. Woodland Hills Elementary	750	585	679	730	795	839	911
Total (K-5)	6,650	5,506	5,762	5,972	6,156	6,327	6,526

Source: RSP & Associates 2018/19 Projection Model and Waukee Community School District

Notes:

- Brookview ES has additional capacity challenges with the number of sections in the school so some areas were moved to Woodland Hills:
 - Polo Club Apartments
- Areas in existing Walnut Grove west of Grand Prairie Pkwy in Concept 1 were attending Maple Grove, in this option they were moved back to Woodland Hills
- This Concept would mean when ES #10 comes online it would alleviate the crowding in Maple Grove, Waukee, and Woodland Hills

Board Consideration Concept 1 12/10/18 ELL and FRL

Board Meeting
Request 12/10/18

Waukee Community School District: Board Consideration 12/10/18

School	FRL	ELL	FRL %	ELL%
1. Brookview Elementary	112	75	18.73%	12.54%
2. Eason Elementary	141	41	21.59%	6.28%
3. Grant Ragan Elementary	120	56	23.03%	10.75%
4. Maple Grove Elementary	111	59	15.52%	8.25%
5. Radiant Elementary	5	9	1.54%	2.77%
6. Shuler Elementary	25	23	3.56%	3.27%
7. Walnut Hills Elementary	39	16	5.63%	2.31%
8. Waukee Elementary	97	24	14.10%	3.49%
9. Woodland Hills Elementary	161	89	26.39%	14.59%
Total (K-5)	811	392	14.73%	7.12%

Source: Waukee Community Schools 18/19 Student Data

Table Meaning:

- Table illustrates the number of 18/19 Reside students in the Elementary Concepts
- The Free and Reduced Lunch (FRL) and English Language Learner (ELL) students are associated to their Reside attendance area
- This information can be used to determine which building will house various programs

Board Consideration Concept 1 12/10/18 SIBC

Board Meeting
Request 12/10/18

Board Consideration Concept 1 12/10/18

Current Reside School	Transfer Into:									SIBC	SIBC%
	Brookview	Eason	Grant Ragan	Maple Grove	Radiant	Shuler	Walnut Hills	Waukee	Woodland Hills		
Brookview									62	62	10.99%
Eason										0	0.00%
Grant Ragan					232		62			294	42.73%
Maple Grove										0	0.00%
Shuler										0	0.00%
Walnut Hills					39					39	7.05%
Waukee			63							63	10.00%
Woodland Hills				33						33	6.68%
Grand Total	0	0	63	33	271	0	62	0	62	491	10.61%

Note: Students Impacted by Boundary Change is based on Student 18/19 K-4 student data

How the Student Impact by Boundary Change is Calculated

- Use the 2018/19 student data
- Compare the student **Reside** of the current attendance area to the proposed attendance area
- Since it is for the following school year only examine the current Kdg to 4th grade
- Board Consideration Concept 1 12/10/18 does not utilize Vince Meyer
- Verona Hills Area at Grant Ragan in Board Consideration Concept 1 12/10/18
- Walnut Trace Area East of the Creek in Board Consideration Concept 1 12/10/18
- Polo Club Apartments at Woodland Hills in Board Consideration Concept 1 12/10/18
- Areas of Woodland Hills west of Grand Prairie Pkwy remain at Woodland Hills in Board Consideration Concept 1 12/10/18
- This concept impacts more students than the Committee Recommendation

Board Request: Other Items

Board Workshop
Information 11/29/18

The following are the number of 18/19 K-5 students in the Verona Hills Area

Students who transfer into Walnut Hills from Grant Ragan (Chayse Landing, Verona Hills)

Current Reside School	K	1	2	3	4	5	Total
Walnut Hills Elementary	10	16	15	9	12	20	82

The following are the number of 18/19 K-5 students in the Walnut Trace Area

Students who transfer from Walnut Hills into Radiant (Calvert Meadows, Meredith Heights, Walnut Trace)

Current Reside School	K	1	2	3	4	5	Total
Walnut Hills Elementary	7	13	13	9	12	10	64

Note: The students shown for Walnut Trace are students in this area on both sides of the creek

Vince Meyer

- Improvements cost about 3.5 million
- Capacity is 225
- There are 9 classrooms
- Limitations with serving younger aged students (PreK through Kdg)
- Board conversation that three years of Waukee 4th grade attending this facility is more of a permanent use of this space influences the conversation to consider using Concept 1 as the baseline

Notes
