



WAUKEE

COMMUNITY SCHOOL DISTRICT

RTL Plan

Consideration

November 2, 2020

# District Priorities

1. To keep students and staff safe and healthy.
2. To keep students and staff who have chosen the in-person option to stay in school.



# Things to Consider



1. Positivity Rate in “County” rolling 14-day
2. Student Attendance Rates
3. Staff Attendance Rates
4. Zip Code Data/Cases per 100,000

# “County” Positivity Rate

## (Waukee, West Des Moines, Clive, and Urbandale)



EventReportedtoIDPHDate	Total Individuals Positive	Total Individuals Negative	Total Individuals Inconclusive	Total Tests Performed
20-Oct-2020	27	355	0	382
21-Oct-2020	37	284	1	322
22-Oct-2020	20	218	0	238
23-Oct-2020	30	268	0	298
24-Oct-2020	9	105	0	114
25-Oct-2020	16	70	0	86
26-Oct-2020	50	482	1	533
27-Oct-2020	62	475	3	540
28-Oct-2020	83	389	0	472
29-Oct-2020	65	386	2	453
30-Oct-2020	54	356	0	410
31-Oct-2020	3	29	1	33
1-Nov-2020	3	4	0	7
<b>Totals</b>	<b>459</b>	<b>3421</b>	<b>8</b>	<b>3888</b>
<b>%Positive</b>	<b>11.81%</b>			

# Dallas County Positivity Rate



EventReportedtoIDPHDate	Total Individuals Positive	Total Individuals Negative	Total Individuals Inconclusive	Total Tests
20-Oct-2020	18	220	0	238
21-Oct-2020	28	184	1	213
22-Oct-2020	11	145	0	156
23-Oct-2020	16	210	0	226
24-Oct-2020	0	63	0	63
25-Oct-2020	10	49	0	59
26-Oct-2020	30	258	1	289
27-Oct-2020	38	280	3	321
28-Oct-2020	57	250	0	307
29-Oct-2020	46	278	2	326
30-Oct-2020	42	251	0	293
31-Oct-2020	2	19	0	21
1-Nov-2020	3	1	0	4
Totals	301	2208	7	2516
% Positive	11.96%			

# Current Dashboard



## WCSD COVID-19 Status Update

26	Student(s) currently testing positive (total students *9,217 in-person)
9	Staff members currently testing positive (total staff 1,800)
143	Staff and/or students currently isolating/quarantining by Dallas County Public Health  <i>*Students and/or staff in this category will have transitioned to the temporary online learning model</i>
289	Number of individuals being monitored by school nurses in buildings.
<b>Childcare</b> <b>Eason Elementary</b> <b>Maple Grove Elementary</b> <b>Prairieview School</b> <b>Radiant Elementary</b> <b>Shuler Elementary</b> <b>Timberline School</b> <b>Walnut Hills Elementary</b> <b>Waukee High School</b> <b>Waukee Middle School</b> <b>Woodland Hills Elementary</b>	Current buildings or programs with known positive cases.  <i>*All individuals impacted have been contacted.</i>

# Student Positive Cases



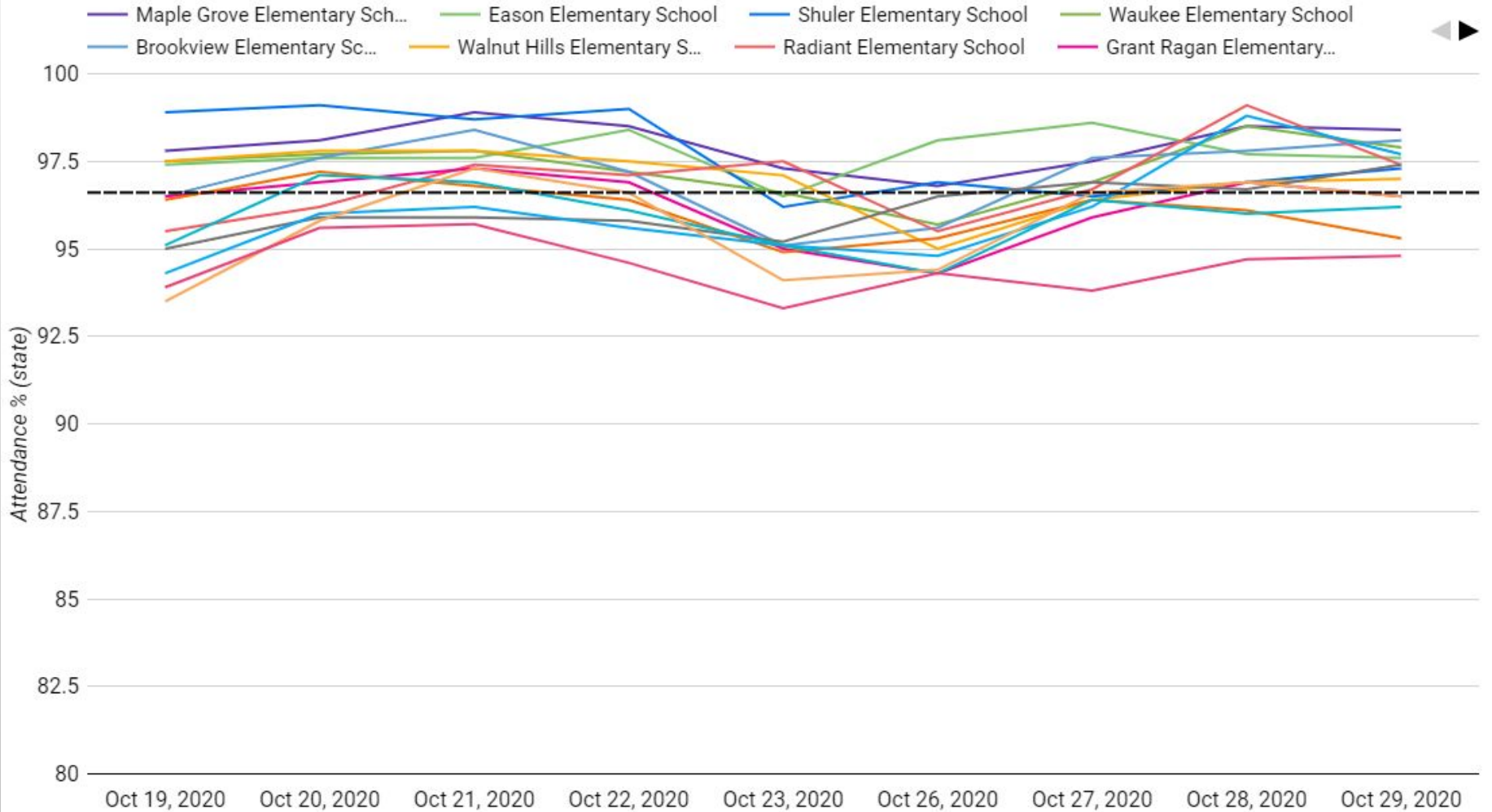
**Total positive cases since August 25: 88**

## Numbers today per building

<b>Grant Ragan, Brookview, South Middle</b>	<b>0</b>
<b>Eason Elementary, Prairieview School, Radiant Elementary, Shuler Elementary, Timberline School, Walnut Hills Elementary, Woodland Hills Elementary, Waukee Elementary</b>	<b>Cases present in buildings and programs (between 1-5)</b>
<b>Waukee High School</b>	<b>6</b>
<b>Waukee Middle School</b>	<b>6</b>



# Student Absentee Data



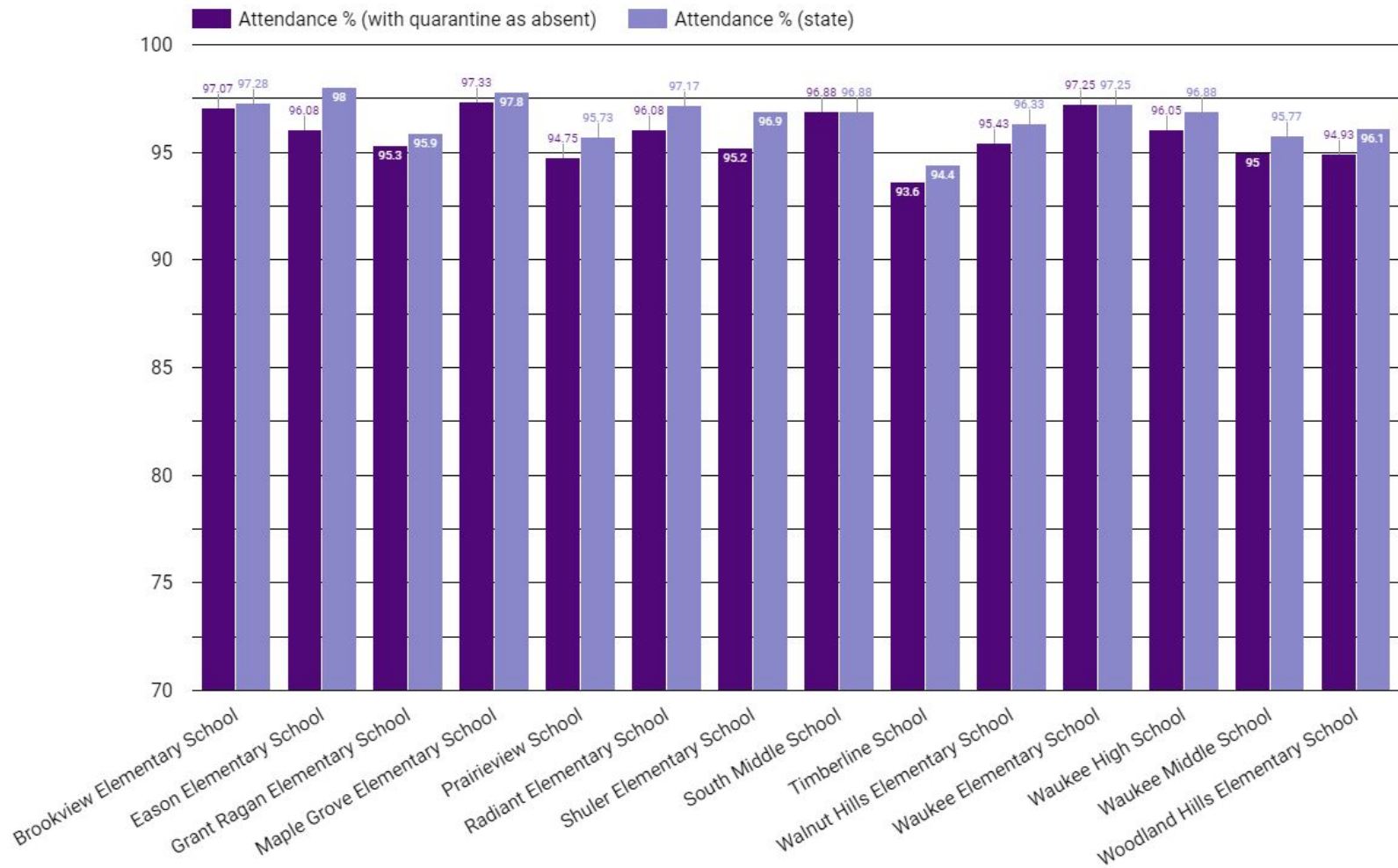


# Student Absentee Data - effect of including quarantined students as “absent”



Oct 26, 2020 - Oct 30, 2020

Average attendance rate for in-person students (last 7 days by default)





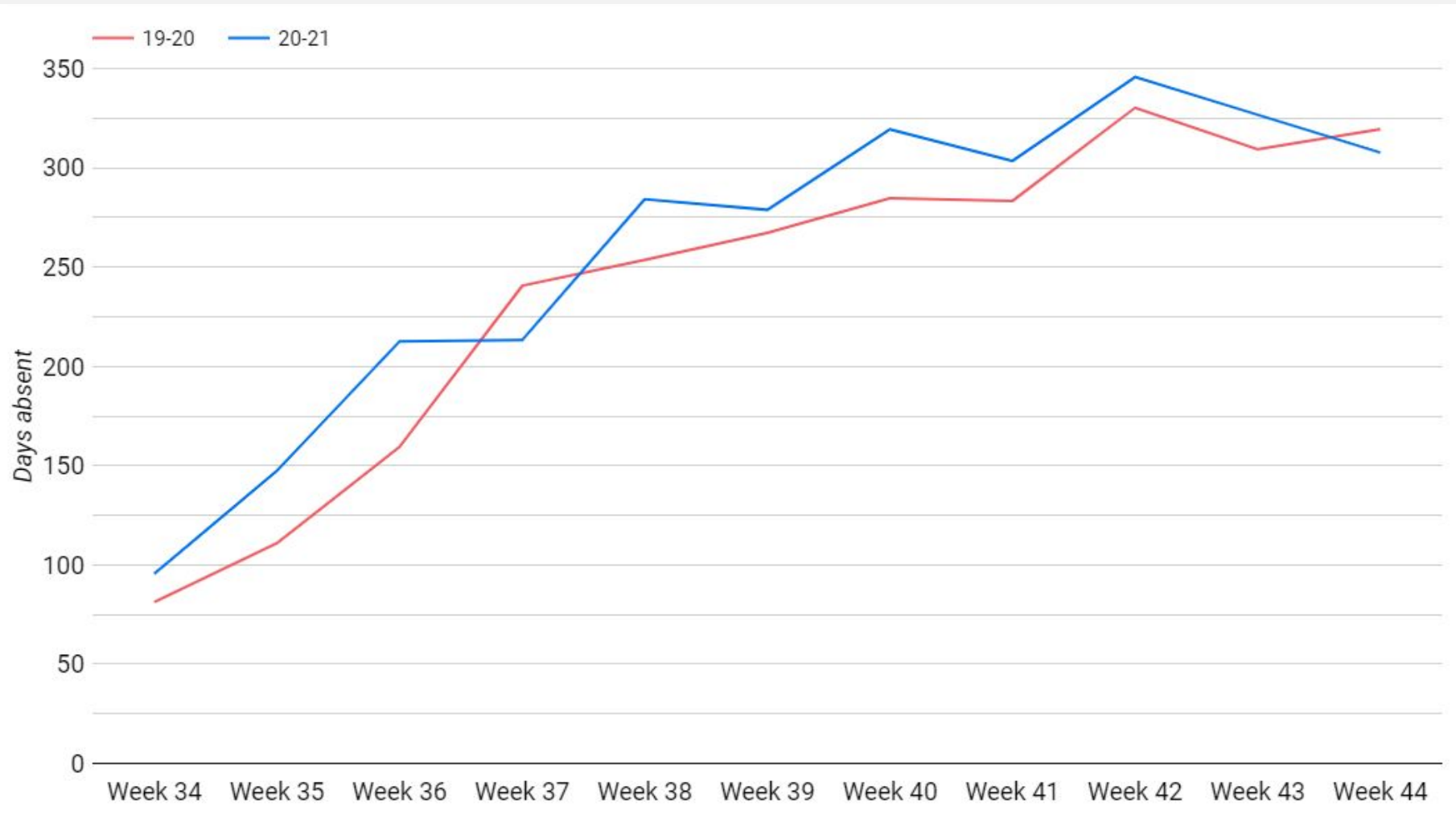
# Staff Positive Cases

Total positive cases since August 25: 36

## Numbers today per building

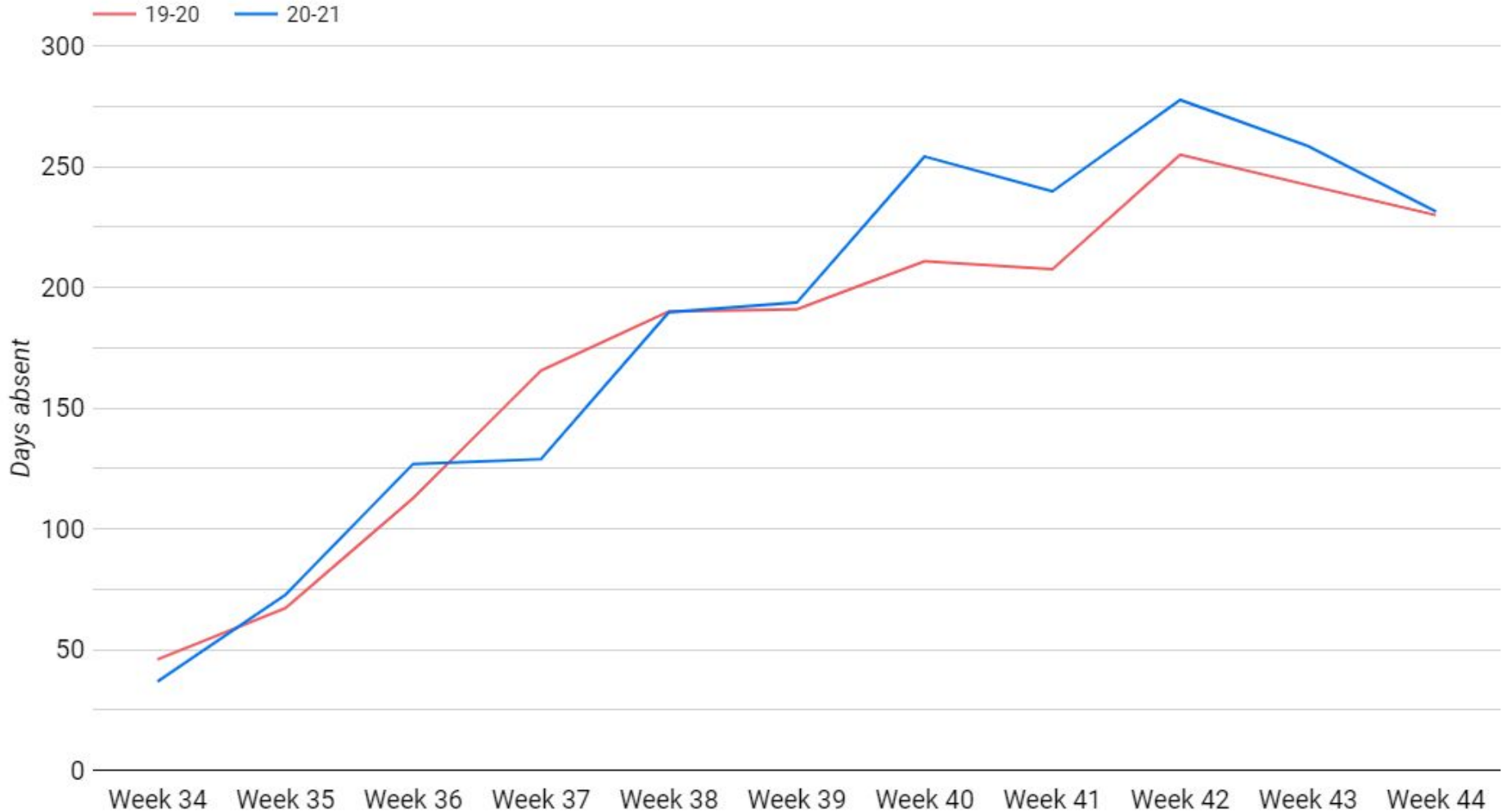
Brookview Elementary, Grant Ragan Elementary, Maple Grove Elementary, Radiant Elementary, South Middle School, Shuler Elementary, Timberline School, Waukee High School, Waukee Elementary School	0
Walnut Hills Elementary, Woodland Hills Elementary, Eason Elementary, WILC, Prairieview School, District Office, Waukee Middle School	Cases present in buildings and programs (between 1-5)

# Total weekly staff (all staff) absences due to illness (personal and family)



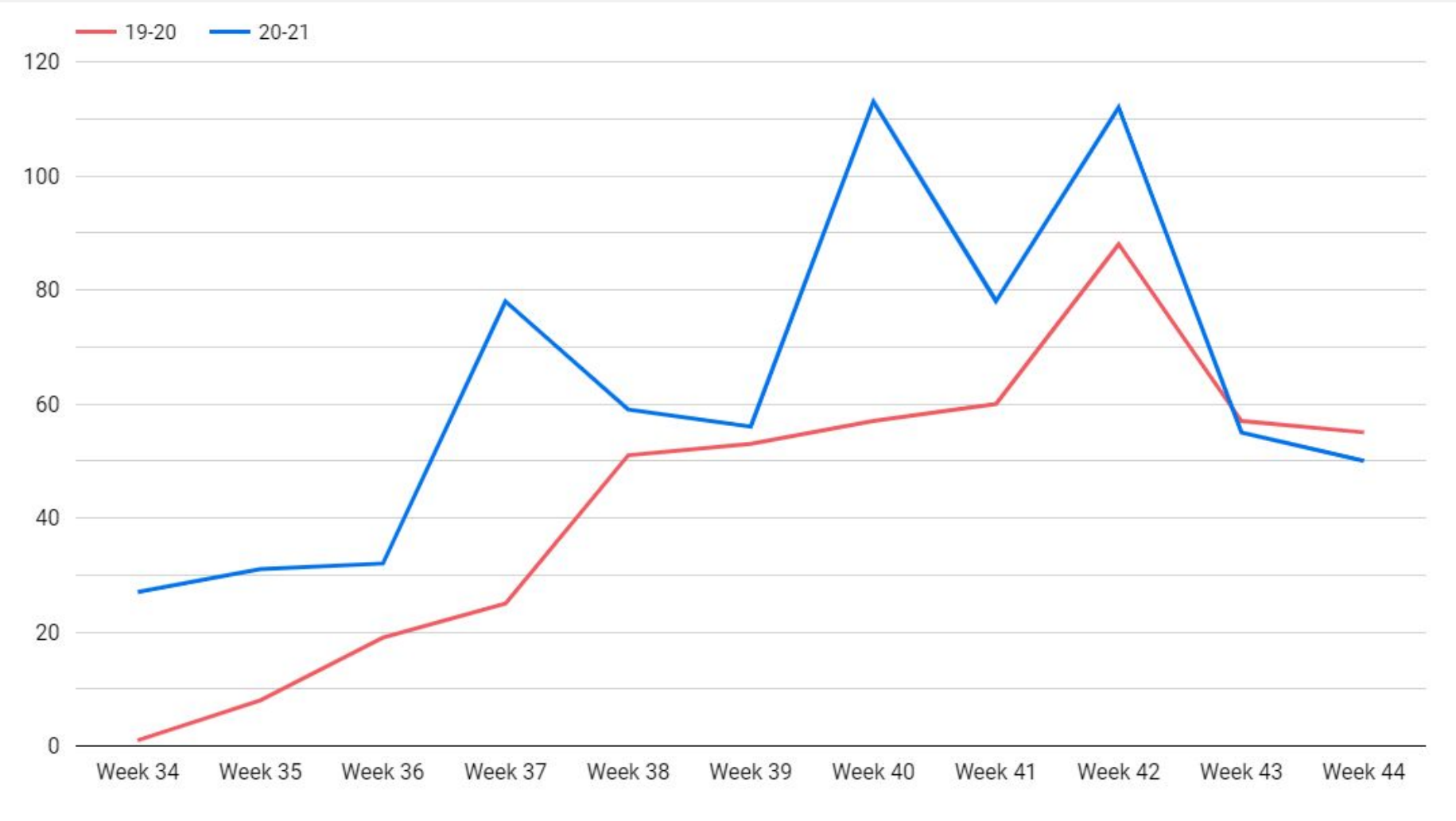
\*Note - Week numbers count from January 1. Week 44 was last week, October 26 - 30

# Total weekly teacher and associate absences due to illness (personal and family)



\*Note - Week numbers count from January 1. Week 44 was last week, October 26 - 30


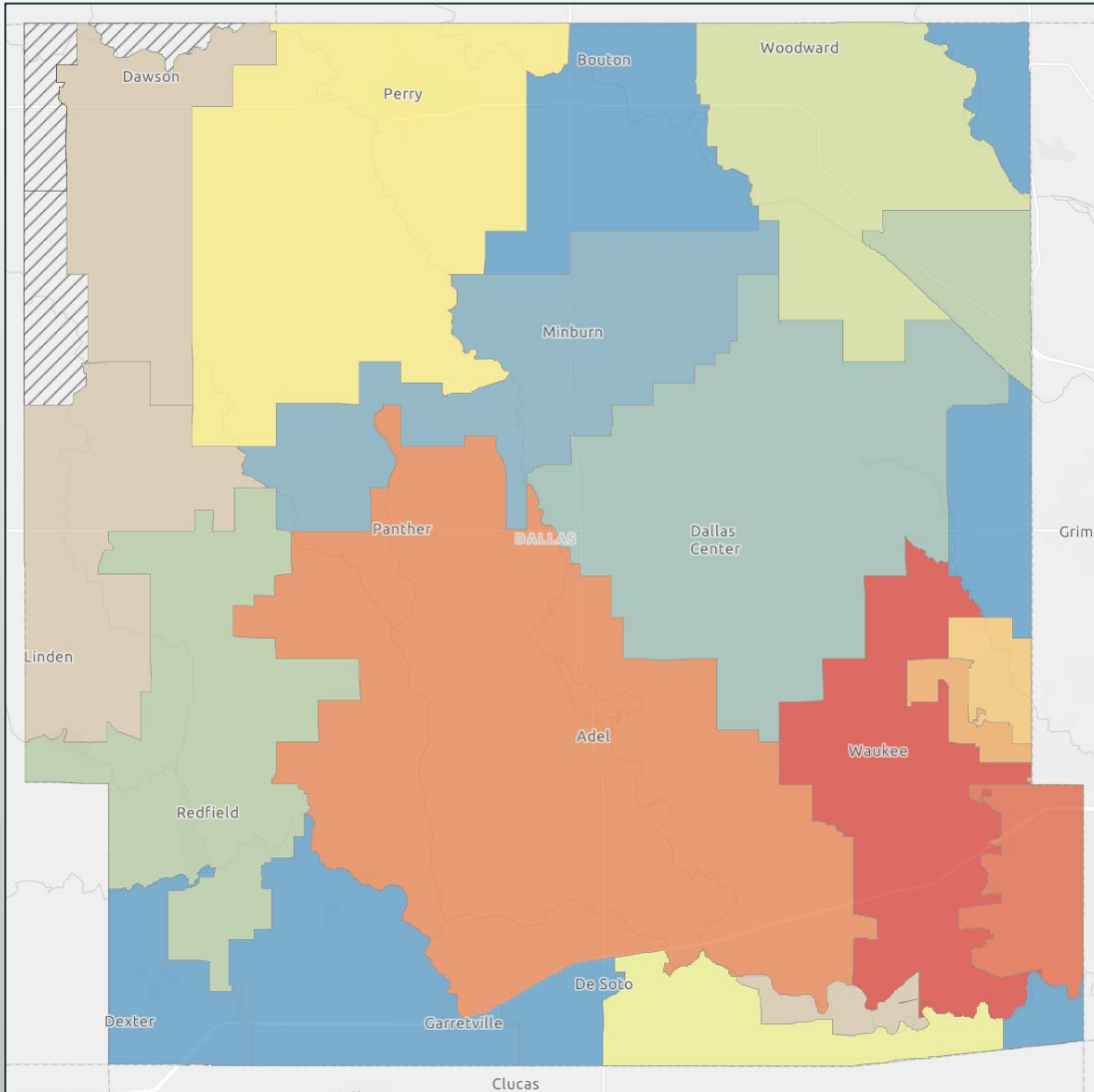
# Total weekly unfilled substitute vacancies (teachers and associates)



\*Note - Week numbers count from January 1. Week 44 was last week, October 26 - 30



# Zip Code Data





# Recommendation

Based on the presented data sets, the recommendation is to continue in the current hybrid model.