

Medium Water Boost Systems

Maintains consistent water pressure for fountain systems

SHURflo®

APPLICATIONS

Fountain

Coffee

Drinking Water

FEATURES & BENEFITS

Increases flow and pressure to carbonated and non-carbonated soda valves for consistent drink quality

Maximizes filter life on filtration systems

Replaceable bladder for maximum system life and simple maintenance

Self priming pump can run without damage

Eliminates pulsation at dispenser valve resulting in more accurate brix ratio and maximum syrup utilization

Low profile allows for undercounter installation

Rigid stainless steel tanks

Complete turn-key package

Quick connects

NSF Certified



Medium Water Boost: 804-023
Replacement Bladder: 94-697-00



SPECIFICATIONS

Booster Pump:	SHURflo 90 psi 115 VAC 8000 series corded pump (NSF, UL, CUL listed)
Accumulator Tank:	2 gallon SS and butyl rubber bladder. (NSF listed)
Water Ports:	3/8" barb inlet/outlet
Pre-charge:	w/air at installation. 50 psi recommended for most beverage applications
Draw down volume:	0.75 gallon (@50 psi pre-charge)
Dimensions:	13" x 13" x 10"
Electrical:	115 VAC
Weight:	13 pounds (empty)
Max Working Pressure:	117 PSI
Temperature Limits:	34°-120°F (1.1° - 49°C)

SHURflo Water Boost Systems are warranted to be free of defects in material and workmanship under normal use for a period of one (1) year from the date of manufacture, with proof of purchase. This limited warranty will not exceed two (2) years, in any event. This limited warranty will not apply to Water Boost Systems that were improperly installed, misapplied or incompatible with fluids or components not manufactured by SHURflo. Water Boost System failure due to foreign debris is not covered under the terms of this limited warranty. SHURflo will not warrant any Water Boost System which is damaged or modified outside of the SHURflo factory. Returns are shipped postage prepaid to service center in Hanover Park, IL. SHURflo shall not be liable for freight damage during shipping. Package returns carefully.

Medium Water Boost System

804-023

INSTALLATION TIPS

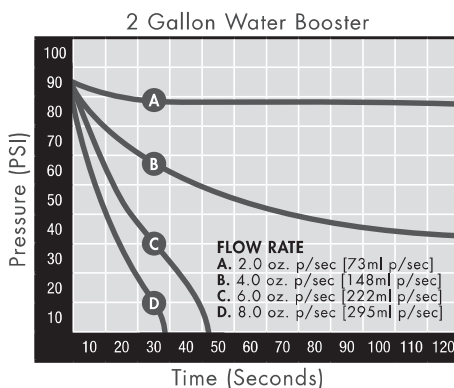
Must be installed BEFORE the water filtration

Tank charge at time of installation is at 50 PSI

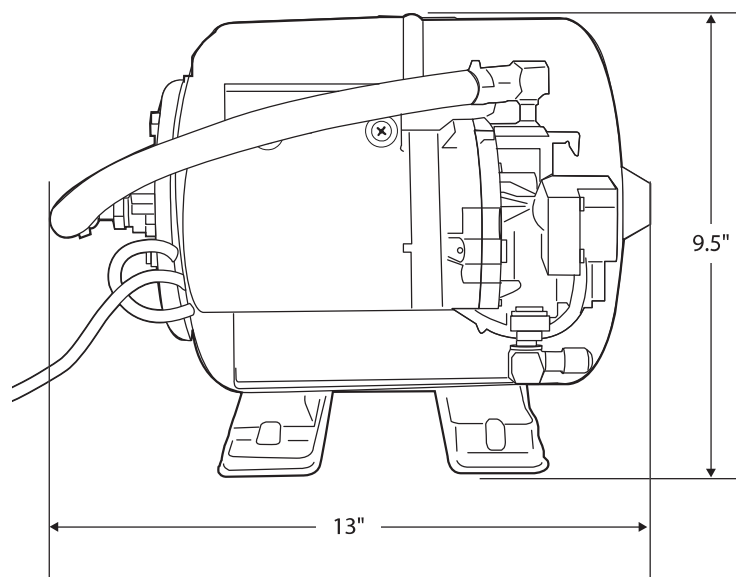
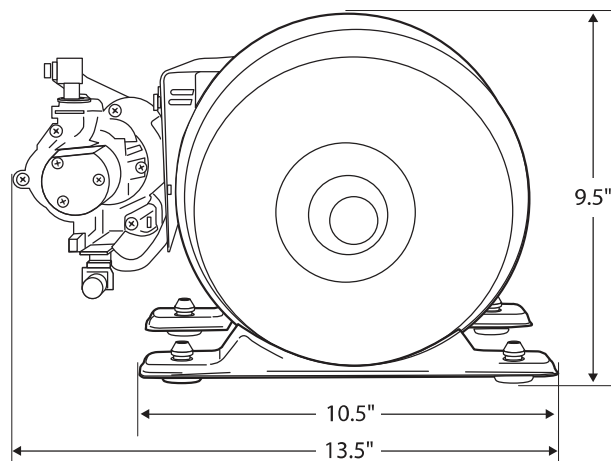
Check tank precharge each service visit to ensure optimum performance

Do not charge accumulator tank with CO2

Use NSF listed high pressure braided 3/8" ID tubing for inlet/outlet port (not included)



SHURflo reserves the right to update specifications, change prices, or make substitutions without notice.



804-023

JA10

Everpure-Shurflo India
A-25
Mohan Co-operative Industrial Estate
Mathura Road
New Dehli, 110 044
INDIA
TEL: 011.661.188.00
FAX: 011.661.188.22

Everpure-Shurflo Japan LLC
Hashimoto MN Bldg. 7F
3-25-1 Hashimoto Sagami-hara-Shi
Kanagawa 229-1103
JAPAN
TEL: 81.(0)42.775.3011
FAX: 81.(0)42.775.3015

Everpure-Shurflo China
21F Cloud 9 Plaza, No 1118,
West Yan'an Road, Changning District
Shanghai, 200052
CHINA
TEL: 86.21.3211.4588
FAX: 86.21.3211.4580

SHURflo®
First in Fluid Innovation
Visit our website at www.shurflo.com

Pentair Filtration Solutions, LLC
World Headquarters-Everpure/Shurflo
North and South America Sales
1040 Muirfield Dr.
Hanover Park, Illinois 60133
USA
TEL: 800.323.7873 (US only)
TEL: 630.307.3000
FAX: 630.307.3030

Everpure-Shurflo Australia
2 Redwood Drive
Notting Hill
Victoria, 3168
AUSTRALIA
TEL: 011.61.39.574.4000
FAX: 011.61.39.562.7237

Everpure-Shurflo Southeast Asia
18 Boon Lay Way
#04-110/111
TradeHub 21, 609966
SINGAPORE
TEL: 65.6795.2213
FAX: 65.6795.2219

Everpure-Shurflo Europe bvba
Industriepark Wolfstee
Toekomstlaan 30
B-2200 Herentals
BELGIUM
TEL: +32.(0).14.283.500
FAX: +32.(0).14.283.505